

Yavapai Gardens

Master Gardener Newsletter

June 2010



MG Association Meeting, Wednesday, June 16, 6:30pm, See address page for map and speaker information.

Alta Vista Gardening Club, Prescott, fourth Tuesday of the month, 12:30pm. Call 928-443-0464 for location and information.

Prescott Area Gourd Society, third Tuesday of the month, 6:30 pm, at the Smoki Museum.

Prescott Orchid Society, meets 3rd Sunday of the month, 2pm at the Prescott Library, call Cynthia for information. (928) 717-0623

Prescott Area Iris Society call 928-445-8132 for date and place information.

Verde Valley Iris Society call Linda Smith at 928-567-7470

Check out the new MG blog. More garden information, events and pictures.


<http://yavapaigngardener.blogspot.com>

Table of Contents

June Gardening . . .	1
Garden Festivals . . .	3
Monsoon Madness . . .	5
Insect Eating Birds . . .	6
MG Events . . .	7

June Gardening

by Nora Graf



While we have had a wonderful long spring this year, we can't expect the nice weather to last into June. June tends to be very hot and dry. Not only can the gardener be sunburned and dehydrated but the plants can be too. Watch for the signs of water stress and

sunburn. Do your plants wilt and not recover in the evening? Are the leaves curling? Are the leaves crumbling when you touch them—whoops, too late, you have a dead plant! It can happen fast so, if you do nothing much in June, make sure your plants are watered properly. Don't spray your plants with water that has been sitting in a hose in the hot sun all day. Allow the water to run for a few minutes before putting it on the plants. In fact the plants would be better off by using a drip system or even flooding as some plants really hate to have wet leaves. Zinnias are one that springs to mind. Provide water on an even basis for vegetables especially. That means don't let them dry out too much between watering. They hate the cycle of wet and dry. Try to water before the soil is completely dried out but also don't overwater. Mulch to help the soil retain its moisture.

Don't leave anything for water to collect in. This is a time that mosquitoes start to appear and you don't want to leave them any place to lay their eggs. Turn over wheelbarrows, pots without drainage holes, trashcan lids, anything that could hold water. Even a tiny pool of water can host mosquitoes.

You can prune your climbing roses after they bloom and feed a balanced fertilizer to all your roses. If you are a dedicated rosarian, roses are constant work. I find that ignoring them seems to work just as well. In fact I've even stopped pruning every year. They bloom and bloom and get bigger every year. I'm certain rosarians would be horrified but I don't have the time nor the desire to shower my roses with lots of stuff. Some roses may not survive this treatment and more care may be required. You decide, though.

Grass is another thing you will have to decide on. I'm anti-lawn for the most part. I do understand that it is luscious to walk barefoot on a nice thick lawn and I know that its great for kids to play on but, if you are just going to look at it, get rid of it and do something excit-

ing and less work. Enough of the soapbox! If you have a lawn with warm-season grasses, fertilize now. Cool season grasses wait till August. If you like the look of grass, how about creating a meadow instead. Not much mowing and, if you use drought tolerant grasses, less watering also and it can look beautiful too. Check out John Greenlee and his work on creating meadows. Pretty awesome stuff! (Boo hoo, his slide show is created for Microsoft Explorer, but if you use that as your browser take a look: <http://greenleenursery.com/main.htm>) or do an image search for him. You'll get lots of pictures of him, but he's not a bad looking guy so it isn't all bad or pick up his book "The American Meadow Garden."

It's fun in the early morning to go out and inspect the garden. The weather is usually cooler and things will look a bit fresher. Take along a pair of shears and deadhead as you go along. Deadheading removes unsightly blooms and encourages the plant to send up more blooms.



Insects love June too. Watch for all sorts of creatures like caterpillars and grasshoppers but, if the damage is minimal, don't get excited. Figure out the problem and only treat for that problem. Don't go and aimlessly spray with insecticide. Remember butterflies come from caterpillars and birds love to eat insects. Of course aphids aren't any fun, but a forceful stream of water will help keep them from sucking the life from your plants or spreading their sticky honeydew everywhere. Some fungal diseases may start to show up so keep on eye out for them. I usually have the biggest problem with powdery mildew later in the summer but you never know.

By now your tomatoes and



peppers should be thriving, maybe even have fruit. Once the temperatures reach 90°F the plants often don't set fruit. You can help them along by shading them in the hottest part of the summer. Unless you have planted tomatoes that are bred for setting fruit in the hottest part of the summer you will just have to accept that they just give it up for a couple of months or try giving the plants a good shake in the early morning. That may jar some pollen loose. Have patience; I always have my best crop of tomatoes in the fall. Of course it usually freezes before they ripen. Sigh, growing stuff is always fraught with difficulties, but there is always next year.

Watch for Curly Top Virus on tomatoes, melons and cucumbers. Shading these plants may help deter the beet leafhopper which spreads the virus. They don't seem to like shade.

There is still time to plant flowers like marigolds, zinnias and salvias.

Get your squash, melons, corn and cucumbers planted. These are real heat lovers.

Mulch, Mulch, Mulch

Water, Water, Water

Just grab your hat and enjoy June!

Garden Festivals, When you need a vacation.

by Nora Graf



There is a great history of farmers showing off the best of their farm livestock and produce. In fact that was the beginnings of most county and state fairs. They didn't have the glitzy concerts or the horribly expensive

mile upon mile of fried food. Just for your information, the fried Snickers bar is a very recent invention. It was cotton candy and popcorn and hotdogs and barn after barn of livestock and vegetables and canned goods on display. Today we seem to have morphed that into the food festival. While they don't have all the elements of the county fairs, it's still a great way to get intimate with a particular fruit or vegetable and have fun.

An odd note on festival websites: many do not tell you where they are, city and/or state. For example the Zucchini Festival is in Winsor, wherever. It's very odd they don't give that information upfront. They have either forgotten the internet is an international advertisement or they just don't care to have outsiders at their event. By the way I finally figured out Winsor is in Florida.

Here are some of the festivals that happen in the west in 2010. Most of the information was pulled directly from their websites. it's a good excuse to travel. All the events are for later this year except for the lettuce festival, which you should be planning for next year. I'm not sure what the Healing Health festivals are but it seems like a good excuse to go to Hawaii.

JANUARY



Yuma Lettuce Days – Yuma, Arizona— During the winter, no matter where you live in the United States, it's likely that something in your salad bowl was grown in Yuma. The January festival celebrates Yuma's thriving veggie business with food, seminars, games, kids' activities, live music and a

farmers' market, all held in downtown's historic district. Phone: (928) 782-5712 www.yumallettucedays.com

JUNE

Patterson Apricot Festival June 4 -6
Patterson, California
209-892-3118 <http://www.patterson-ca.com/fiesta/fiesta1.htm>
Apricots are featured in this fun family event. Check their

web site after May for more information.

Blanco Lavender Festival June 11th — 13th



Blanco, Texas
Free Tours of Local Lavender Farms. A Lavender Market will be held on the grounds of the Old Blanco County Courthouse featuring arts and crafts and local lavender products.
Tour local lavender

farms where you will experience the beauty of lavender in the fields and the unique vision of each farmer.

The Kauai Healing Garden Festival June 19

Kilohana Plantation in Lihue
Celebrate multi-cultural healing traditions, foods and plants of Hawaii. Polynesia, Ayurvedic, Chinese, Japan, the Philippines and the Amazon. Guest speakers from Hawaii and International Cultural practitioners converge to share a lifetime of learning, botanical treasures, healthy food demos, and traditional cultural healing arts.

JULY

Annual Gilroy Garlic Festival July 23, 24, 25



Gilroy, California
10 tons of beef ... 4 tons of pasta ... 4 tons of calamari ... 2 tons of scampi ... plus 2 tons of fresh Christopher Ranch garlic & \$8.5 million raised for local charity. The 32nd annual 'Ultimate Summer Food Fair'

Sequim Lavender Festival July 16, 17, & 18,

Sequim, Washington
The Sequim Lavender Festival is the premier celebration of the joys of lavender and the largest lavender festival in North America. The Sequim-Dungeness Valley has an ideal microclimate for growing lavender. The area is similar to the Provence region of France. Because of the unique conditions and dedicated farmers, Sequim lavender has received worldwide recognition for its superior quality and fragrance.

Healing Garden & Mango Festival July 31, 2010

Kailua Kona.
The Healing Garden Festival will be held in collaboration with the 2nd Annual Mango Festival and will feature cul-

tural presentations, speakers, children's programs, plants produce, cooking demos, and educational presentations, music & entertainment A non-profit section will feature community groups & educational presenters. There will be kids activities, healthy food and family fun, with special focus on a zero waste event.


AUGUST
2010 Festival Of Fruit
 August 14



The Los Angeles Chapter of the California Rare Fruit Growers Pomona, California Celebrating The Year Of the Pitahaya (it's a cactus fruit, see picture) <http://www.festivaloffruit.org> They have a full range of speakers; this is just

a few of them:

- Joe Real—Fruit Wine Making 101
- Bob Hornback — A Very Sticky Business: Luther Burbank and His Spineless Cacti
- David Karp—Frontiers of Fruit
- Joe Sabol—Grafting: Hands-On
- Greg Partida—Fruit Trees: Problems and Solutions
- Tom Spellman— Best Stone Fruits
- Rose Hayden-Smith—From Victory Gardens to Urban Agriculture: Join the Garden Revolution



SEPTEMBER



Hatch Chile Festival
 September 4-5
 Hatch, New Mexico
 The Mesilla Valley is the chile capital of the world, and what better way to celebrate than with a chile festival. Sample some of the finest chile while you enjoy food, crafts, an

auction, live music and more.
 575.267.5050. <http://www.hatchchilefest.com>

Peach Days September 8 - 11
 Brigham City, Utah
 Started in 1904 as a day-off from the harvest and time to celebrate "an abundance of the best peaches in Utah", this city-wide event is the longest continually celebrated harvest festival in Utah, and is reported to be the second oldest in the country.

Apple Harvest Celebration Labor Day Weekend
 Willcox, Arizona
 Apples? In Arizona? Actually, Southeastern Arizona's elevation is ideal for orchards. Each Labor Day weekend, Ap-

ple Annie's Orchard & Produce in Willcox hosts a harvest celebration, when you can pick Red Delicious, Rome and Criterion apples, fill up on pancakes doused in cider syrup, hop on a hayride or opt for peaches and pears, which are also ripe then.
 Phone: (520) 384-2084 www.appleannies.com


California Dry Bean Festival September 11-12
 Tracy, California
<http://www.tracybeanfestival.com>
 Bean Town will return to the festival this year with an expanded area with more bean-related booths! Come try our Azuki flavored bean ice cream. Beans for Health Booth, sponsored by the United States Dry Bean Council will be onsite to answer all you bean health question. The Bean Store Front and the Bean Muesum will be a familiar site to those die-hard Bean Festival Goers!!

Bean Town vendors will display over 40 varieties of dry beans which you can purchase, from the traditional Cranberry to the Stuben Yelloweye bean. Beans sold inside of bean town are courtesy of the California Dry Bean Advisory Board, California Bean Shippers, and Pacific Grain Foods.

Our yummy bean pie is back! You can only get the fabulous bean pies from our bean pie guy. Take home a daddy, mommy and baby pie. Get them before he sells out!

OCTOBER
Pumpkin and Chili Festival Thursday - Sunday for entire month
 Queen Creek, Arizona
 Pick out your pumpkin and down some chili at Schnepf Farms in Queen Creek during October weekends. You can also take part in a pumpkin-pie-eating contest, walk a maze, watch pigs race, listen to live music or buy jams and jellies at the farm's country store.
 Phone: (480) 987-3100 www.pumpkinandchiliparty.com

Avocado Festival October 1-3
 Carpinteria, California
 Santa Barbara County is the third largest avocado producer in North America. It seemed like a natural food festival in the making. Why have the Festival the first weekend in October? Oddly enough, statistics show that October is one of the sunniest months of the year with the least amount of rainfall.



Loomis Eggplant Festival
 October 2
 Loomis, California 916-652-7304
 A regional favorite in northern California, the annual Loomis Eggplant Festival draws folks from all over to celebrate the smooth and provocative eggplant. The event is free to the public. Although in its 21st year, the success of the eggplant festival is still pretty noteworthy as Loomis is not really an eggplant

producing community. Rather, citrus is grown in the region with a focus on Mandarins. The truth is, the name of the festival was voted in due to the other vegetables and fruit names of locally grown produce being already taken.

NOVEMBER

Hawaii Healing Garden Festival

Hawaii - Big Island

The Festival Celebration will feature cultural presentations, speakers, children's programs, tours, workshops and educational presentations. The Healthy Hawaii Expo will feature Healthy & Green services, natural products, and organic goods, massage and health practitioners.

Check out the site below for other California food festivals.

<http://gocalifornia.about.com/cs/californiamenu/a/festivals.htm>

Avocado: Fallbrook, April

Blackberry: Covelo, August

Cherry: San Leandro, June

Cherry: Beaumont, June

Citrus: Santa Paula, July

Corn: Brentwood, July

Date: Indio, February

Grape: Lodi, September

Mushroom: Mendocino, November

Mustard: Napa, January-March

Olive: Paso Robles, August

Olive: Sonoma, December through February

Peach: Marysville, July

Prune: Campbell, May

Pumpkin: Half Moon Bay, October

Raisin: Selma, May

Strawberry: Oxnard, May



Monsoon Madness Reminder

Plant Labels—Please label all plants before bringing them to the sale. You may use craft or popsicle sticks, and if you write with a fine point sharpie it will hold up when plants are watered and will be dark enough to read. Each label should contain the common name, scientific name, and the flower color if appropriate. If you need some label sticks let me know and I'll get some to both Extension Offices, Mary Barnes, mcbarn1@cablone.net

Sheets with the plant descriptions will be at the sale, and those will be printed in advance, based on the plant information you are sending to Cathy Michener, caasam@cablone.net. The Plant Info form is attached for your convenience.

We still need volunteers for the following positions:

Thursday is July 8th, Friday is July 9th, Saturday is July 10th

3 cashiers for Saturday—7am-10:00am, 3 cashiers for Sat. 10:30am-1:30pm

3 logistics volunteers for Friday—9:00am-11:00am (i.e. help with set-up)

Volunteers for tool intake for tool sharpening – involves taking pruners, loppers, etc. apart and putting them back together – 3 for Thursday, 2 for Saturday 7am-10:30am and 2 for Sat. 10am-2:00pm

9 volunteers for pricing committee on Friday 8am-5:00pm or as long as you can stay

5 volunteers for working the day of sale from 6am-10:30am

3 volunteers to help with plant ID on Thursday 8am-12:00pm

5 volunteers to help bring snacks for volunteers on Saturday

Contact Missy Sandeen, rmsandeen@bullerinetworks.com, 771-9856

Insect Eating Birds

by Nora Graf



Wouldn't it be wonderful to have some help in the garden controlling insects? It's easy to attract hummingbirds and seed-eating birds and that certainly helps. Many birds eat seed and insects (like hummingbirds), so much of what you know about attracting birds already

applies. Birds need shelter, water and food. There are some things you can do to improve the number of insect eaters.

Provide water. Water is always a problem in the desert, so a bowl of water is good. Several things to consider. It needs to be kept clean. Clean the bowl at least once a month with bleach and a good scrub brush. Cleaning more often is better. The sound of running water really attracts the birds so if you can add a fountain that will help. Moving water will also prevent mosquitoes from laying eggs in the birdbath. Keep the water no more than 3 inches deep. Add some rocks in a portion of the bath to allow lower perching spaces so when the water level drops they can still have a perch. Make sure the bath is in an open area with a clear line of sight so they can keep on eye out for predators. Cats are especially dangerous in urban areas, so don't provide them with hiding spaces where birds hang out. An interesting note is that you can attract almost every bird to a birdbath except owls.

Shelter is necessary. Thick evergreen shrubs or trees are great shelter. Birds can flee to these when they feel threatened. They also provide good nesting areas. Birdhouses also work to attract birds. The key to a birdhouse is not how cool it looks hanging in the tree but the dimensions. If you want to attract a particular, bird find out what it needs in a nesting site. The actual size of the box, the size of the hole and the distance from the hole to the bottom of the box are the important factors. It doesn't matter how pretty it is, if it doesn't meet the birds needs, they won't use it. You might check out owls; some use nesting boxes. Wouldn't it be great to have an owl in your yard!

Set out bird feeders. As I mentioned insect eating birds will eat seed also. Use corn, peanuts, sunflower seeds, thistle and

safflower seeds to attract a wide range of birds. You can also buy suet which is easy to hang out and, for the not too squeamish, there are mealworms. The idea is, once you get the birds to your yard, they will feed on insects also.

In our area we have mockingbirds, hummingbirds, flycatchers, wrens, finches and woodpeckers, which are all good insect eaters. Find out what they like and use that information to find ways to attract them to your yard.

I frequently had a flycatcher that came to my yard simply because I had a tall stick in my front yard that I once used to hang some flagging from. Once I realized that the flycatcher liked to perch on it, the stick stayed for many years. Have to put up another one this year, though. Flycatchers like to perch higher up and swoop down onto insects and then fly back to their perch. They need a good field of view and a clear space. Pretty simple. While I

was living at Patagonia Lake I bought bird blocks to attract birds. Some of my regular visitors were woodpeckers, Cardinals, a beautiful Curved Bill Thrasher and a very comic pair of Yellow Headed Blackbirds. Sparrows, doves, Red-winged Blackbirds and a bunch of other small birds, which I never did figure out what they were also frequented the block. Provide food and water and they will come!

***THE BIG DEAL!!** You cannot use an insecticide in your yard if you want to have insect eating birds. Aside from the

whole poison thing, if there are not enough insects, the birds will move elsewhere, so let them do the job of removing insects. Buy seed and suet instead of insecticide.

A good source of information about attracting birds is Eric Moore from Prescott. He has spoken at a number of the garden conferences on attracting birds to your garden. He has a store in Prescott and one in Sedona now. He also has some resources on his website that are helpful and specific to our county: <http://jaysbirdbarn.com/category/articles/>



1046 Willow Creek Road
(at Safeway Shopping Center)
Prescott, AZ 86301
Phone: 928.443.5900

2370 Hwy 89A, Suite 18
(at Safeway Shopping Center)
Sedona, AZ 863361
Phone: 928.203.5700

MG Events and Opportunities

Please Volunteer!

Farmers Markets

Need more volunteers to staff MG information tables at the Prescott and Camp Verde Farmers Markets.

Camp Verde – contact Glenna Baker, glennacrowhaven@msn.com, 567-6174

Prescott – contact Christi Armer, ch_armer@hotmail.com, 713-9881

Also need a co-chair for the Sedona Farmers Market – contact Joy Kimmel, azjoy@cableone.net, 639-1705

Monsoon Madness

Let Cathy Michener know what you plan to donate so the pricing committee can be prepared. caasam@cableone.net, 541-9341. Also, label plants with craft sticks or something similar; include common name, scientific name, and flower color if appropriate. Sticks available in both Extension offices.

MG Garden Tour – June 5th. Register that morning between 8am and 10:30am at Windmill Gardens Nursery (928-649-9177), 9550 E Cornville Rd, Cornville

Prescott Garden Tour, Saturday, June 12, 8AM to 4PM. For ticket information, contact Cathy Michener at 928-541-9341 or at caasam@cableone.net.



FROM THE EDITOR: Please send or email articles and announcements to the address below. All articles must be in my hands by the 10th of the month. Short announcements (no more than 2 or 3 lines) will be accepted until the 25th.

Nora Graf

PO Box 3652

Camp Verde, AZ 86322

mesquite2@hotmail.com

(928) 567-6703



Jeff Schalaus

County Director, Yavapai County Extension Agent,
Agriculture & Natural Resources

email: jschalau@ag.arizona.edu

Prescott

840 Rodeo Dr.

Building C

Prescott, AZ 86305

(928) 445-6590

FAX: (928) 445-6593

Cottonwood

2657 Village Dr.

Cottonwood, AZ 86326

(928) 646-9113

Issued in furtherance of Cooperative Extension work, acts of May 8 and June 30, 1914 in cooperation with the United States Department of Agriculture, James A. Christenson, Director, Cooperative Extension, College of Agriculture and Life Sciences. The University of Arizona and Arizona Counties cooperating. The University of Arizona is an equal opportunity, affirmative action institution. The University does not discriminate on the basis of race, color, religion, sex, national origin, age, disability, veteran status or sexual orientation in its programs and activities. The information given herein is supplied with the understanding that no discrimination is intended and no endorsement by Cooperative Extension is implied. Any products, services, or organizations that are mentioned, shown, or indirectly implied in this publication do not imply endorsement by the University of Arizona.

Arizona Cooperative Extension
Yavapai County
840 Rodeo Dr. Building C
Prescott, AZ 86305



MG NEWSLETTER



MG Association Meeting Prescott, 6:30pm, June 16

Speakers: PJ Ames, Tanya Fortnier, Mickey Bankson, and Sandy Lundgren, all members of the Yavapai County Fair Flora-Culture Committee. Tanya is an Arizona nursery person. Sandy and Mickey are master gardeners from Washington state, and PJ is one of our own local master gardeners. They will show sample entries and talk about how easy it is to prepare entries for the fair.