



## Events & Activities

MG Association Meeting, Wed, March 17, 6:30pm, Cottonwood. See back for map. The program will be "Invasive Weeds" by Wade Albrect.

Tour of the Yavapai College Agribusiness & Science Center, Feb 25 ... pg 7

Camp Verde Pecan & Wine Festival—enter your pecans in the Pecan Judging! Call the CV Parks & Recreation Dept for more info 567-0535

Yavapai Rose Society – Feb 16, 7:00 PM at the First Christian Church 1230 Willow Creek Road, Prescott. For more information call Bob or Nancy at 771-9300.

Yavapai Gourd Patch, Feb. 26, Mar 25, 6:30pm, Prescott Library on Marina. [yavapairg@cableone.com](mailto:yavapairg@cableone.com) or call Betty, 928-445-1117

Pond Club—this is an informal group that meets every couple of months, usually the 3rd week. Email [aquaticgardens@esedononet](mailto:aquaticgardens@esedononet) for more information.

Organic Gardening Club meets the 3rd Saturday of the month at Lindsay Schramm's farm, 2215 E. Aspen St, 3pm. For directions call 928-649-3451

## Table of Contents

Something New ...	pg 1
<i>Rhus ovata</i> ...	pg 2
Winter Warmth ...	pg 2
<small>Old South Peanut Soup</small>	
Spring ...	pg 3
Potting Bench ...	pg 4
Forget Me Not-True Love ...	pg 5
MG Association News ...	pg 6
Help Wanted ...	pg 6
MG Tour ...	pg 7

University of Arizona Yavapai County Cooperative Extension

# Yavapai Gardens

Master Gardener Newsletter

February 2004

## Something New

As you can see, I've made some changes to the newsletter. It was done for several reasons. One it was just time, I think. Two, I had software problems that made it difficult to convert the file to a format that the folks at the Extension office could work with. With any kind of luck, the newsletter will now be posted on the website on a regular basis. Thirdly I was trying to make it easier to read. I hope you like the new format. Please feel free to express your opinion about the changes. My mailing addresses are on the last page.

I will try to have the correct map and information on MG Association meetings on the outside page. Information about the meeting will also be on the front page in the Activities and Events column. I will try to list various other club meetings but space is limited. If you have questions about a particular meeting or event please use the contact information I will try to provide. Sometimes the only information I have is what is in the newsletter.

There will be a Master Gardener Association page somewhere in the newsletter. This will include information and announcements about the various activities the Association is involved with. If you don't attend the meetings, I sure hope you start. We are trying to get great speakers and it is a place to meet people who really enjoy gardening.

I will try to make sure all the information is correct and for volunteer projects include contact information, dates and brief descriptions. Just remember I do this in my spare time after a 40 hour work week and my gardening projects so I will sometime make mistakes. So I am asking for forgiveness up front, I just promise to do my best.

To help me accomplish this I would appreciate that any information you want to go into the newsletter, get to me as soon as possible, towards the beginning of the month. I normally have the main articles written before the 10th. Short announcements can come in later but must be to me by midweek of the third week of the month to be guaranteed to get in. The newsletter is normally mailed on the last Friday of the month. For example in February, I need any articles by the 10th, short announcements by the 18th so I can finish the newsletter by the 20th and it needs to arrive at the Extension office by the 22nd so it can be printed. It will be mailed on the 27th.

Once again feel free to make comments or suggestions. This has been my baby for many years and as I toil away in front of the computer it is sometimes easy to have tunnel vision about it. My goal has always been to make it interesting and useful and I hope that's true.

Nora Graf  
MG Newsletter Editor & Writer



# Rhus Ovata

**Sugarbush, Mountain Laurel, Chaparral Sumac**

---

Rhus ovata is a member of the family (Anacardiaceae) that the cashew belongs to. No they don't really look alike nor does the fruit resemble one another. Its just one of those interesting facts. You might have seen Rhus ovata if you have spent time hiking in Arizona. In some locations it is fairly common. The sugarbush is a dense evergreen shrub that is sometimes mistaken for a privet. Sugarbush is a large shrub growing 10 feet tall and under ideal condition possibly larger. The leaves are light green, shiny and thick with a pointed tip. The leaf stalk has a pinkish hue.

Clusters of small (1/4 inch) white-pinkish flowers appear anyplace from February thru May depending on the location of the plant. Fruits are reddish and hairy and were used by Native Americans as a sweetener.

In its native habitat it grows at elevations between 3000 and 5000 feet on mountain slopes in chaparral and desert canyons. The plant can be found in southern California, central Arizona and even into Baja California, Mexico. As you might guess by the elevations it can grow in, it is cold tolerant to around 10°F but can only tolerate a moderate amount of high heat so it should grow readily in most areas of Yavapai county.

It is just beginning to be available for home landscapes. It is a beautiful plant year round. They really are extremely drought tolerant. One nursery I called to find some of the plants said that they can be a bit finicky to get established as they are especially sensitive to over watering. Water only every month or two and when fully established they probably only need water a couple times during the growing season. It also needs full sun and a well-drained soil.

I am trying to grow a few at work as part of a screen to hide some fences. Some have survived, some didn't. I think they are worth the trouble as they are a beautiful evergreen. Something to brighten any winter garden and as a bonus, you shouldn't bother pruning it.


# Winter Warmth

---

We are in the depths of winter and nothing is better for a cold day than a warm soup. This is not exactly the season to be bringing in something from the garden to create a wonderful vegetable soup but this soup does include a favorite crop grown in the South. How about giving it a try!

## Old South Peanut Soup

3 1/2 cups chicken or vegetable stock  
1 large onion, chopped  
1 large carrot, peeled and chopped  
1 rib celery, peeled and chopped  
1 bay leaf  
1 cup creamy peanut butter  
2 teaspoons honey  
1 can (13 ounces) evaporated milk or 1 2/3 cups whipping cream




Finely chopped parsley and chopped dry-roasted or honey-roasted peanuts for garnish

Combine stock, onion, carrot, celery and bay leaf. Bring to a boil; then turn down heat to medium low and simmer, covered, until the vegetables are very soft, about 15 minutes.

Strain the stock, discard the vegetables and bay leaf. Return the stock to the pot and stir in the peanut butter. It may look curdled at first but it will smooth out. Stir in honey and milk. Reheat and serve hot, garnished with peanuts and parsley. Serves 4 to 6

From Soup & Bread, by Crescent Dragonwagon



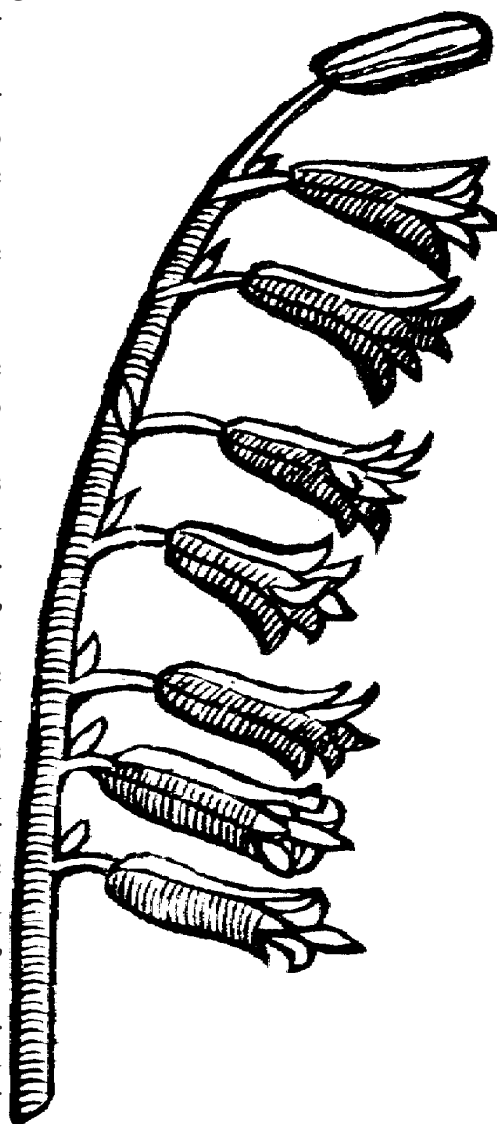
# Spring

by Nora Graf

The holidays are over, the decorations are down and the tree has been turned into chips. Resolutions have been made and some broken by now. So you know it's that time of year. It's time to pull out the shovels and the pruners. It's time to start picking up seed-starting mix, manure and fertilizer. The new gardening season has begun! Your seeds should be ordered; lettuce should be sown for early planting. Seedbeds should be worked up in preparation for those early spring plantings.

Trees need planting or pruning. For those of you who failed to clean up last fall, the dead stuff still needs to be removed. Considering how late winter came this year (my tomatoes didn't freeze until November,) I'm going to forgive anyone who hasn't had the time to do cleanup yet!

February also begins a round of new programs and events for Master Gardeners. The Pecan and Wine Festival, the new Master Gardener classes, various business shows, the Gourd and Garlic festival, school gardens, the Prescott Farmers Market, the Highlands Garden Conference and a host of other projects will need ready and able volunteers. If you haven't ordered your seeds yet, there is still time to be adventurous and try something new. All the garden magazines and catalogs feature new varieties for the year. Browse through them and be extravagant. Order something you've never seen before. Some of the things that caught my eye is the orange "Moonbright" Coneflower, a new color for Echinacea. An interesting Euphorbia caught my eye also, "Tasmanian Tiger." It has an unusual shape and variegated leaves. From the picture, anyway, it looks



like a very striking plant. Any plant named "Honey Perfume" would catch my attention. This is a very fragrant rose. It has lovely apricot flowers and, if you literally want to spice up the garden, this rose should do it. Snapdragons are also coming in a variety of new striking colors. Looking for something a bit more edible? A colorful cauliflower is now available. Named "Citrus," it lives up to its name with its pale-orange color. Other new vegetable varieties you might want to try are the tomatoes "Sapho" and "Amish Cherry." For a new pepper, how about a sweet/hot surprise known as "Beaver Dam,"

Other interesting touches to the garden could include flowers so dark purple they are called black. Yes, they are more deep dark purple but in some lighting conditions they do appear black. One of my favorites is the old-fashioned black hollyhock but another variety is "Arabian Nights." Personally, I think this variety is less intense than the heirloom one they call "black," *Alcea rosea v. Nigra*, but it is a lovely color and would make a great addition to a cottage garden. If you are a pansy lover, look for the "Black Devil" Pansy. This is a pretty intense color, as black as I've seen. Its only spark of color is a small spot of orange in the center. It would make a great accent to more vibrant colors.

One black plant that is being touted is, oddly enough, an Southwestern native. While I have never seen one that I would call black in the wild, *Penstemon whippleanus*, Whipple's Beardtongue, is dark purple. It is perfect for xeriscapes and can add a nice contrast to the many yellow daisy-like flowers you often see growing in xeriscapes.

I certainly could go on and on. Horticulturists are always producing amazing new plants, so pick something new or pick something old. Just find something you haven't tried before.

# Quick, Easy, A Simple Potting Bench

Having a potting bench would be wonderful I think. Normally, I use whatever surface is available: On the ground, a bare space in the greenhouse, the top of my barbeque, even the hood of my car. If you have the same dilemma I do, try this simple and inexpensive solution that just about everyone should be able to put together.

## Supplies

12 cinder blocks  
4- 4 foot lengths of 2 x 6 lumber  
2- 4 foot lengths of 1 x 4 lumber  
2- 1 foot lengths of 2 x 4 lumber  
hammer  
3-inch nails

I prefer screws to nails, so feel free to screw things to-

gether rather than nail.


On a level surface, stack 9 cinder blocks into 3 columns spaced to support 4-foot lengths of boards equally.

On the top of the three columns, lay two of the 2 x 6 boards side by side, leaving a 1/2-inch space between them for drainage. This is the storage shelf. Place the last three cinder blocks on the boards directly over the cinderblock columns.

To secure the 2 x 6 boards together for the top, lay them next to one another on the ground, leaving a 1/2-inch space between the two boards. Nail the two 2 x 4's crosswise about 16 inches from each end. Turn over and place on the cinder blocks.

To keep items from falling off the back of the bench, nail the 1 x 4 boards to the back edges of both the top and the lower shelf.

The size of this can be adjusted for the space you have. The width can be increased by using 2 rows of cinder blocks.



# Forget me not- True Love

---

Over time flowers have acquired meanings. Today the custom of giving flowers to give a specific message has fallen out of favor but, if you want to send someone a special message, try one of these.

Anemone-forsaken  
 Apple blossom-temptation  
 Bachelor's Button-celibacy

Carnation  
 red-aching heart  
 white-innocence  
 yellow-disdain  
 striped-refusal

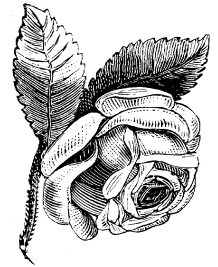
Columbine-folly  
 Daffodil-chivalry  
 Daisy-innocence  
 Forget me not—True Love  
 Gardenia-Secret love  
 Gloxinia-sudden love  
 Hollyhock-ambition  
 Honeysuckle-sweetness  
 Ivy-fidelity  
 Lavender-distrust

Lilac  
 purple-love begins  
 white-innocence

Lily-purity  
 Lily of the Valley-return to happiness  
 Marigold-grief  
 Narcissus-egotism  
 Nasturtium-patriotism  
 Orange Blossom-innocence  
 Orchid-beautiful lady  
 Pansy-remembrance  
 Pine-hope

Rose

red-love  
 white-innocence  
 yellow-infidelity  
 musk-capricious  
 single-simplicity



Snapdragon-indifference  
 Sunflower-haughtiness  
 Sweet William-forever a gentleman

Tulip-  
 red-declaration of love  
 variegated-beautiful eyes  
 yellow-hopeless love

Wisteria-friendship  
 Zinnia-thinking of you

So next time you give someone flowers, be careful what you are saying.



*Pecans needed for Pecan and Wine Festival. See how yours stack up against other pecan growers. Amateurs and professional are welcome, you never know who will take home the top prize. Bring a bag of 40 nuts to the Camp Verde Parks and Recreation office on Main Street in Camp Verde.  
 Contact Camp Verde Parks and Recreation for more information  
 567-0535*

# MG Association News

---

## 2003 AN AWESOME YEAR FOR OUR MASTER GARDENER PROGRAM



It is remarkable all of the projects that we participated in this past year. Just to name a few Pecan & Wine Festival, Camp Verde-February 2003, Home & Business Show, Cottonwood-March 2003, Firewise Project-May 2003, Prescott Rodeo Grounds Project-June & July 2003, PBS Project, Sedona-July 2003, V BAR V Ranch Explorers Day, Mahan Park-August 2003, Arizona Highlands Conference, Payson-September 2003, Yavapai Gardens Newsletter published monthly through out the year.

In addition to the projects listed we continue to have school projects in progress in Cottonwood, Prescott & Sedona. We are also working with the U. S. Forest Service, Red Rock Ranger District , on mounting plants for the herbarium, which is an ongoing project .

The volunteer staff in our Prescott office tackled the awesome job of inventorying all of our publications and books in preparation for the office move. The volunteer staff in our Cottonwood office developed a data base for all of the books. In the near future both Prescott & Cottonwood publications and books will be merged into one system accessible for both offices. This project consumed many hours and was very detailed. I'm sure that some volunteers out there also worked on other projects during this past year that were not mentioned above. We want to express our appreciation for all of the volunteers who have "grabbed the bull by the horns" and helped to make 2003 such a successful year.

We will also have a very busy 2004. The Arizona Highlands Garden Conference planning committee has been in place since November 2003. The 2004 Conference will be held at the Convention Center at Cliff Castle Casino in Camp Verde on October 18th & 19th, 2004. Please mark your calendars now for that event.

The week of January 15th our Prescott office moved to it's new location at 840 Rodeo Drive, Building C. This facility was remodeled to meet our needs, offices, conference room etc., with lots of new equipment to make everyone's job easier. We have waited a long time for this to happen.

We are looking forward to another very successful year--with your help of course. The Master Gardener Program is all about volunteer service and without your interest and commitment it wouldn't happen. Thanks to each volunteer out there who has helped us over the years to reach out to our communities. It doesn't happen without YOU.

Beverly Emerson  
Volunteer Coordinator  
Master Gardener Program  
Yavapai County Cooperative Extension

## We've Moved!

**Our Prescott office moved to their new location on January 15th, 2004.  
The new address is:**

**840 Rodeo Drive, Bldg C  
Prescott, AZ 86305**

**We will no longer be using the P O Box address!  
The phone and fax numbers remain the same, they are:  
(928) 445-6590  
Fax:(928)445-6593**

## Help Wanted

---

### DANIEL BRIGHT SCHOOL-COTTONWOOD

Karen Barrow has been working and developing the gardens at Daniel Bright School for several years. This has been a labor of love for her and she has been assisted from time to time by several volunteers.

This year she needs your help. She is just getting the gardens set up again and is in desperate need of some additional help. If you are interested and could help her with this rewarding project, please call her at 282-7358 or e-mail her at barrow@cybertrails.com.

# Tour

## **Yavapai College Agribusiness & Science Center,**

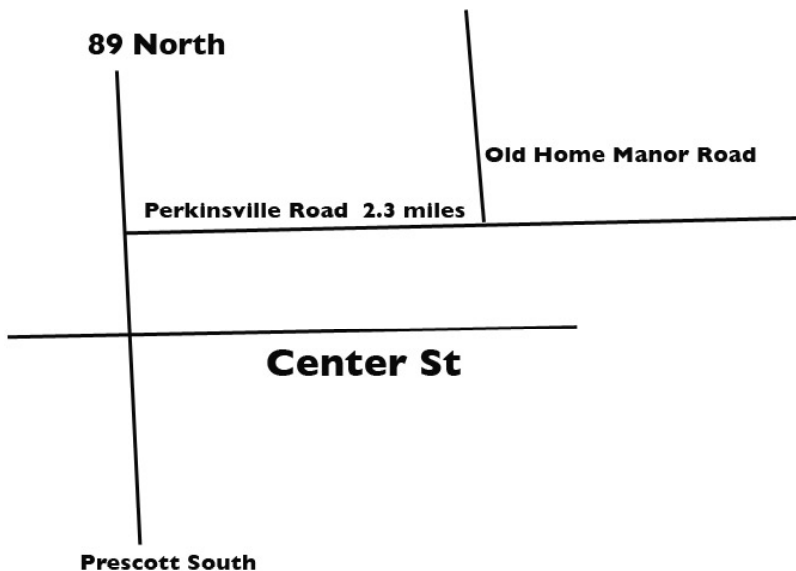
Feb. 25th, 10am, Chino Valley. (hydroponics and aquaculture)  
2275 Old Home Manor Drive. Maps will be given out at the next meetings or call Sal for more information 717-2558

Tour includes: Environmental Structures: Greenhouses and hydroponics, Equine Science, Agricultural Education, Golf and Sports Turf Management, Aquaculture (fish hatcheries)

**Sign up by February 20 with the Prescott or Cottonwood office.**

You can check the place out on the web:

<http://www.yc.edu/agribusiness.nsf>



**FROM THE EDITOR:** Please send or email articles and announcements to the address below. Long articles will go in as soon as possible, announcements must be in by the 15th of the month to be included.

**Nora Graf**

**PO Box 3652**

**Camp Verde, AZ 86322**

**mesquite2@hotmail.com**

**(928) 567-6703**

Jeff Schalau

County Director, Yavapai County Extension Agent,  
Agriculture & Natural Resources  
email: [jschalau@ag.arizona.edu](mailto:jschalau@ag.arizona.edu)

**Prescott**

**840 Rodeo Dr.**

**Building C**

**Prescott, AZ 86305**

**(928) 445-6590**

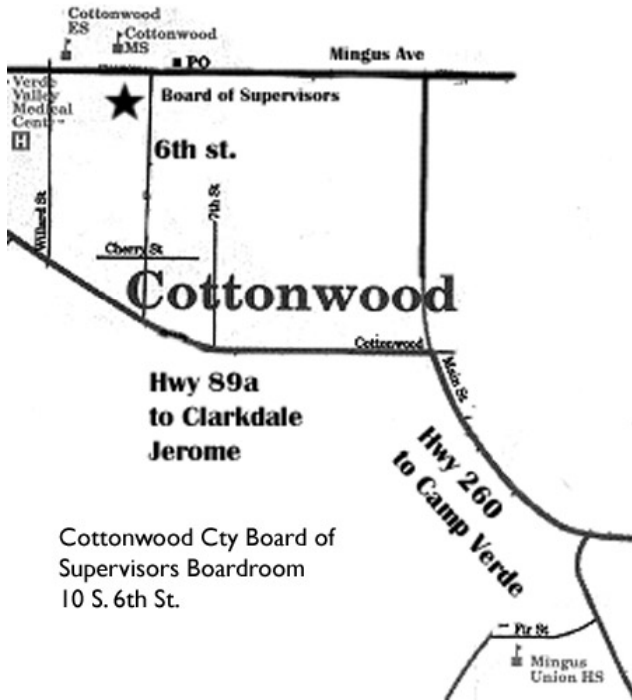
**FAX: (928) 445-6593**

**Cottonwood**

**2657 Village Dr.**

**Cottonwood, AZ 86326**

**(928) 646-9113**




MG Association Meeting  
February 18, 6:30pm  
Speaker: Mr. Wade Albrect  
on Invasive Weeds.

*Pecans needed for Pecan and Wine Festival. See how yours stack up against other pecan growers. Amateurs and professional are welcome, you never know who will take home the top prize. Bring a bag of 40 pecans to the Camp Verde Parks and Recreation office on Main Street in Camp Verde. Contact Camp Verde Parks and Recreation for more information 567-0535*

*When you select your pecans it isn't the taste that matters, look for uniformity in shape & size.*

Arizona Cooperative Extension  
US Department of Agriculture  
Yavapai County  
2657 Village Drive  
Cottonwood, AZ 86326  
Official Business  
Penalty for Private Use \$300

**PRST STD  
U.S. POSTAGE PAID  
COTTONWOOD, AZ  
PERMIT NO. 11**



MG NEWSLETTER